




Portal del
sector agrario



GOBIERNO
DE ESPAÑA


MINISTERIO
DE TRABAJO, MIGRACIONES
Y SEGURIDAD SOCIAL

insst

Instituto Nacional de
Seguridad y Salud en el Trabajo

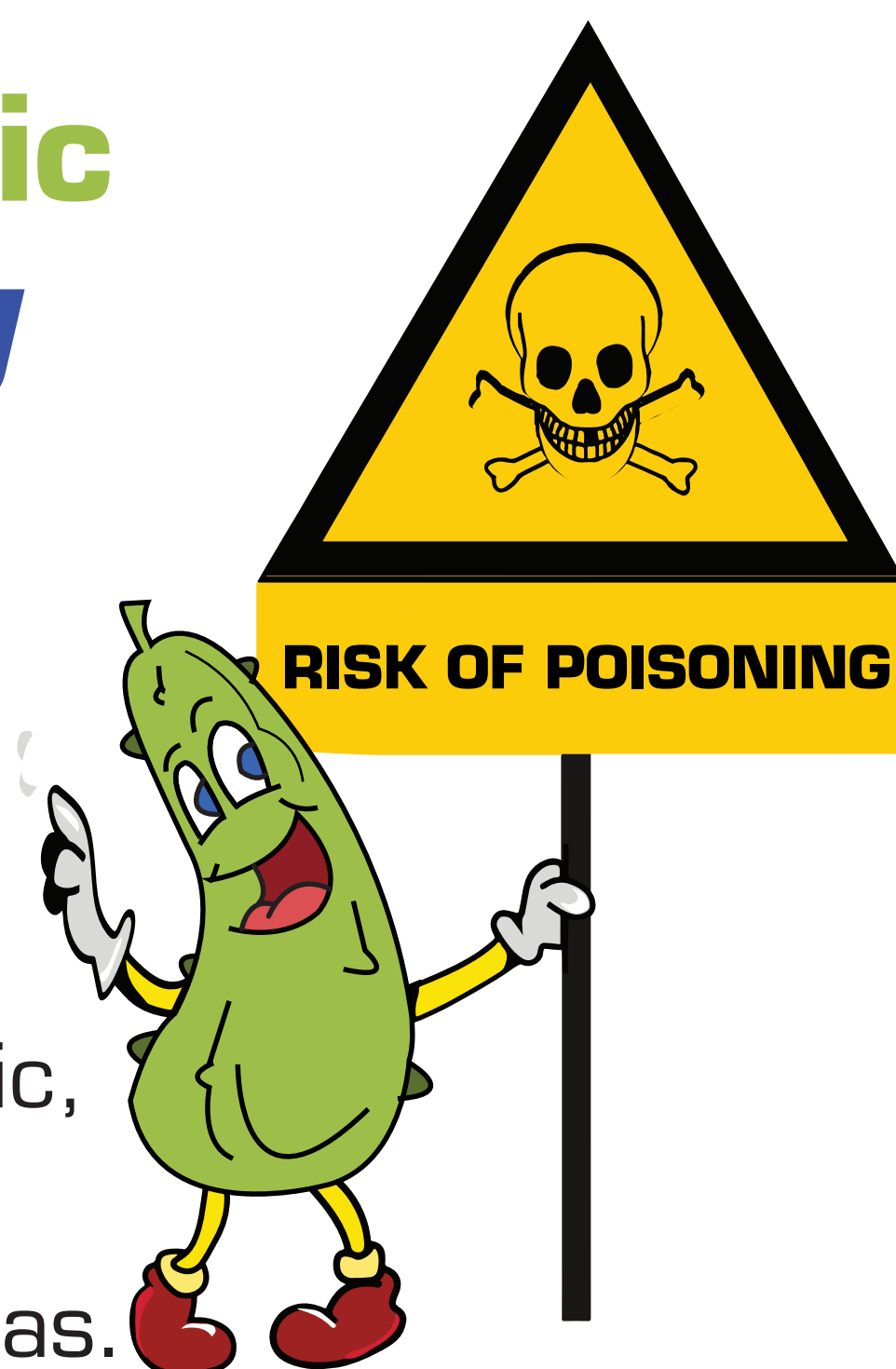
DON'T GET YOURSELF IN A PICKLE (PESTICIDE-TREATED)

Gather information about **specific measures** dealing with recently treated areas.




The responsible for treatment must give you information about risks and mitigation measures against pesticides applied in or near areas where you work. Great care should be taken when using pesticides mixtures or CMRs (carcinogenic, mutagenic, or toxic for reproduction).


A sign containing this info must be posted on enclosed areas.




When? Do not enter until spray deposits have completely dried.




Also a **Restricted Entry Interval (REI)** may be required for some pesticides. This period is the minimum amount of time that must pass between the time a pesticide was applied to an area or crop and the time that people can go into that area without protective equipment.



How? Follow the re-entry working conditions.



- Stay out of areas your boss tells you not to enter.
- Keep out enclosed treated areas with a warning sign posted.
- Always wear **clean work clothes** that cover your skin.
- Additionally wear **chemical protective gloves** if they are required (meeting glove safety standard EN374-1:2003 and identified by a CE Mark and chemical resistance pictogram).



EPI

Portal de Equipos de
Protección Individual



CAR. 125. 1. 19

NIPO (en papel): 871-19-100-3
NIPO (en línea): 871-19-101-9
D.L.: M 36434-2019